

PMEX UPDATE (Evening)

Commodities	Signal	Entry	Stop loss	Target 1	Target 2
Crude Oil - WTI	BUY	68.80	67.56	70.04	70.88
Gold	BUY	1,790.00	1,781.00	1,799.00	1,808.00
Silver	BUY	22.484	22.15	22.818	23.104
Platinum	BUY	925.52	908.07	942.97	960.00
Copper	BUY	4.327	4.286	4.368	4.380
Natural Gas	SELL	3.769	3.840	3.698	3.667

Indices	Signal	Entry	Stop loss	Target 1	Target 2
Dow Jones	BUY	34,928.00	34,796.00	35,060.00	35,185.00
S&P 500	BUY	4,563.00	4,531.00	4,595.00	4,606.00
NASDAQ 100	BUY	15,716.00	15,577.00	15,855.00	15,920.00

Currencies	Signal	Entry	Stop loss	Target 1	Target 2
USD-JPY	BUY	113.440	113.150	113.730	113.830
EUR-USD	BUY	1.1280	1.1260	1.1300	1.1317
GBP-USD	BUY	1.3240	1.3203	1.3277	1.3300

Minimum Lot	Total Price	Margin	Investment	Profit 1	Return 1	Profit 2	Return 2
10 Barrel	122,877	5.45%	6,700	2,106	31.43%	3,606	53.82%
1 Ounce	319,694	3.41%	10,900	1,444	13.25%	3,052	28.00%
10 Ounce	40,156	8.47%	3,400	542	15.94%	1,053	30.97%
5 Ounce	826,489	5.71%	47,200	15,175	32.15%	30,383	64.37%
1000 Pounds	772,766	3.80%	29,400	7,068	24.04%	9,230	31.39%
1000 MMBTU	673,143	8.51%	57,300	12,273	21.42%	17,809	31.08%

Minimum Lot	Total Price	Margin	Investment	Profit 1	Return 1	Profit 2	Return 2
Index Level	6,238,141	2.36%	147,200	22,923	15.57%	45,248	30.74%
Index Level	814,952	2.39%	19,500	5,634	28.89%	7,598	38.97%
Index Level	2,806,878	2.80%	78,600	24,662	31.38%	36,271	46.15%

Minimum Lot	Total Price	Margin	Investment	Profit 1	Return 1	Profit 2	Return 2
10,000 Units	1,781,008	0.88%	15,600	4,678	29.99%	6,248	40.05%
10,000 Units	2,014,608	0.93%	18,800	3,697	19.66%	6,733	35.81%
10,000 Units	2,364,664	1.15%	27,300	6,733	24.66%	10,841	39.71%

Major Headlines

Oil Up, but Omicron Concerns Remain

Oil was up Tuesday morning in Asia, although concerns about the rapid spread of the omicron COVID-19 variant globally remain. More countries are considering restrictions that could potentially dent fuel demand. Brent oil futures rose 0.81% to \$72.10 by 11:11 PM ET (4:11 AM GMT) and WTI futures jumped 1.08% to \$69.39. [see more...](#)

Gold Down as Omicron Concerns Grow

Gold was down on Tuesday morning in Asia as investors assessed the impact from a blow to a \$1.75 trillion domestic spending bill and surging Omicron COVID-19 variant cases. Gold futures edged down 0.12% to \$1,792.35 by 11:03 PM ET (4:03 AM GMT). The dollar, which normally moves inversely to gold, inched down on Tuesday. The impact from U.S. Senator Joe Manchin's comment on Sunday that he [see more...](#)

Dow Falls 1.2% on New Covid-19 Curbs

The Dow fell 433.28 points on Monday, or 1.2%, to close at 34932.16, adding to its losses after a 1.5% drop on Friday. The S&P 500 slid 52.62 points, or 1.1%, to 4568.02. The technology-focused Nasdaq Composite slumped 188.74 points, or 1.2%, to 14980.94. Israel said Monday that it would ban its citizens from traveling to the U.S. [see more...](#)

USD/JPY grinds higher around 113.50 as yields rebound amid Omicron fears

USD/JPY treads water around 113.65 after posting a bullish candlestick formation the previous day. The yen pair struggles to justify upbeat catalysts at home and firmer US Treasury yields amid a lack of major data/events, not to forget the risk-off mood. Japanese policymakers are up for revising the Financial Year (FY) 2022 GDP [see more...](#)

EUR/USD holds below 1.13 the figure in quiet markets

EUR/USD is flat on the session stuck in a 1.1273 and 1.1286 tight range as the markets move into holiday thin conditions. The central banks are done for the year as far as schedule meetings go, although Fedspeak could be a compounding factor for the greenback. The coronavirus threat also lingers over financial markets and remains [see more...](#)

GBP/USD reclaims the 1.3200 figure as US T-bond falls despite UK's coronavirus outbreak

The British pound recovers from earlier losses reclaim 1.3200 amid global concerns on the Omicron variant, and surprising resignations over negotiations with the EU, as British negotiator David Frost unexpectedly stepped down, blaming the direction of PM Boris Johnson party. Further, per the political editor at the Sun, [see more...](#)

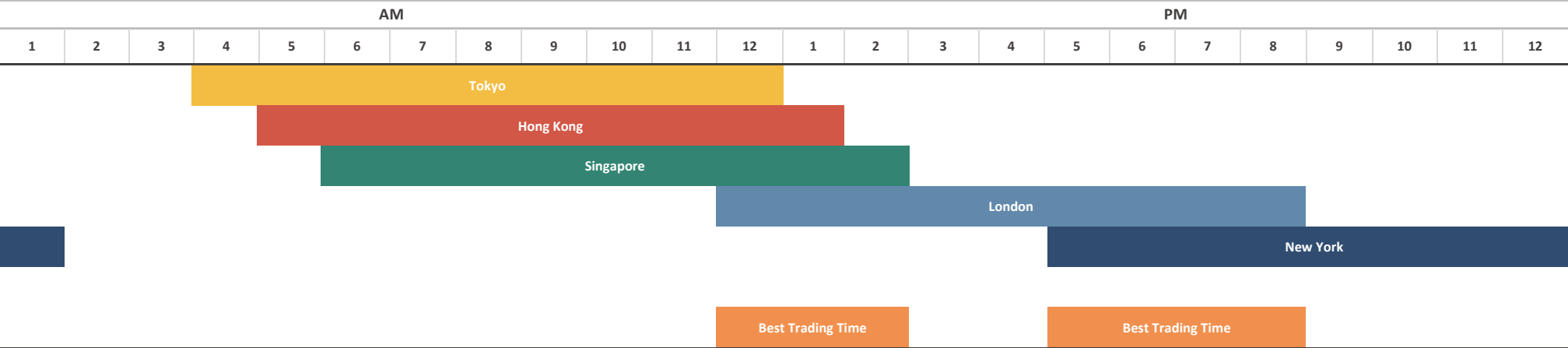
ECONOMIC CALENDAR

Event	Dates	Time	Currency	Importance	Actual	Forecast	Previous
Mid-Year Economic and Fiscal Outlook	21-Dec-21	4:30:00 AM	AUD	High volatility expected			
RBA Meeting Minutes	21-Dec-21	5:30:00 AM	AUD	High volatility expected			
Core Retail Sales (MoM) (Oct)	21-Dec-21	6:30:00 PM	CAD	High volatility expected		1.50%	-0.20%

Source: Investing.com

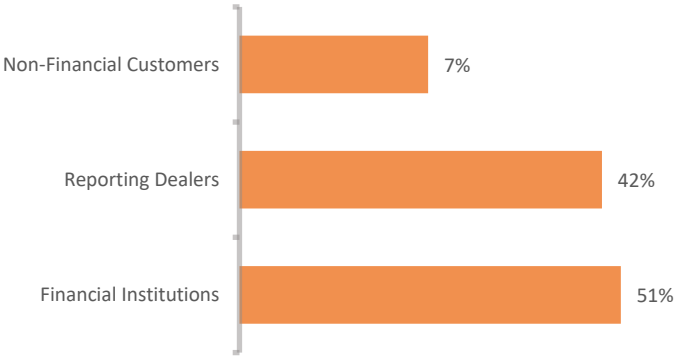
FOREX MARKET'S STATISTICS

Forex Market Hours

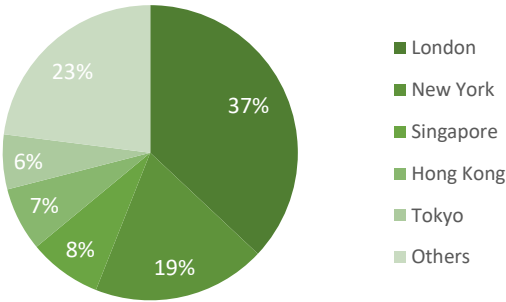


Note: This chart shows the normal forex trading times of all the major forex trading centers across the globe in Pakistan Standard Time.

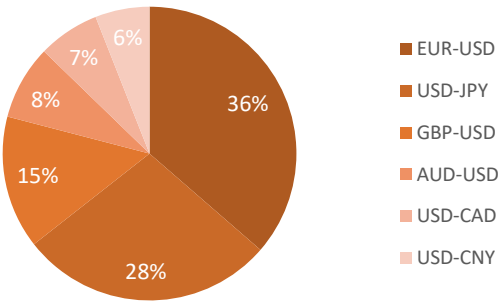
Forex Turnover by Counterparty



Markets' Share in Total Forex Turnover



Most Traded Currency Pairs



Sources: ACPL Research, Forexmarkethours, Dailyfx, Ig

DISCLAIMER

This report has been prepared by Abbasi and Company (Private) Limited and is provided for information purposes only. Abbasi and Company (Private) Limited (ACPL) is engaged in brokerage business of commodities futures in Pakistan and to provide the trading/ execution facility on Pakistan Mercantile Exchange (PMEX). There is risk of loss in trading in derivatives (futures). The author, directors and other employees of Abbasi and Company (Private) Limited and its affiliates cannot be held responsible for any loss in trading. Futures; futures on margin carries a high level of risk and may not be suitable for all investors. The high degree of leverage can work against the investor/ traders. Before deciding to invest in Commodity derivatives, you should carefully consider your investment objectives, level of experience, and risk appetite. The possibility exists that you could sustain a loss of some or all of your initial investment and therefore you should not invest money that you cannot afford to lose. You should be aware of all the risks associated with futures trading in commodities and other financial products. We take no responsibility for any loss made in investment on any instruments through us. In any event Abbasi and Company (Private) Limited, its affiliates, agents will not be liable to anyone for any decision made or action taken for investment/ trading. Abbasi and Company (Private) Limited, its affiliates, directors and employees cannot be held responsible for any loss in trading due to any problem in connectivity; failure of system; technical problem in the software or any other reason whatever.

All the reports/ recommendations/ trading calls/ opinions are advisory in nature and contains the opinions of the author, which are not to be construed as investment advices. The author, directors and other employees of Abbasi and Company (Private) Limited and its affiliates cannot be held responsible for the accuracy of the information presented herein or for the results of the positions taken based on the opinions expressed in the reports/ views from Abbasi and Company (Private) Limited. All the views/ recommendations/ trading calls and opinions are based on the information, which are believed to be accurate and no assurance can be given for the accuracy of these information.

Derivatives trading involve substantial risk. The valuation of the underlying may fluctuate, and as a result, clients may lose their entire original investment. In no event should the content of this research report be construed as an express or an implied promise, guarantee or implication by, or from, Abbasi and Company (Private) Limited that you will profit or that losses can, or will be, limited in any manner whatsoever. Past results are no indication of future performance. The information provided in this report is intended solely for informative purposes and is obtained from sources believed to be reliable. Information is in no way guaranteed. No guarantee of any kind is implied or possible where projections of future conditions are attempted. Investments in securities market are subject to market risks, read all the related documents carefully before investing.

All rights reserved by Abbasi and Company (Private) Limited. This report or any portion hereof may not be reproduced, distributed, or published by any person for any purpose whatsoever. Nor can it be sent to a third party without prior consent of Abbasi and Company (Private) Limited. Action could be taken for unauthorized reproduction, distribution, or publication.

The research analyst, primarily involved in the preparation of this report, certifies that (1) the views expressed in this report accurately reflect his/her personal views about the subject commodity/index /currency pair and (2) no part of his/her compensation was, is or will be directly or indirectly related to the specific recommendations or views expressed in this report.

DISCLOSURE

Following exchange rates are used to convert investment and profit values:

- USD/PKR: 178.6
- JPY/PKR: 1.57

To arrive at our Target Price, Abbasi & Company (Private) Limited uses following methods:

- Technical Analysis
- Fundamental Analysis

Furthermore, profit and returns are inclusive of all expenses including PMEX Fee, ACPL Fee & Sales Tax

RESEARCH DISSEMINATION POLICY

Abbasi & Company (Private) Limited endeavors to make all reasonable efforts to disseminate research to all eligible clients in a timely manner through either physical or electronic distribution such as email, fax mail etc. Nevertheless, all clients may not receive the material at the same time.

PREPARED BY

Muhammad Ahmed
Phone: (+92) 42 38302028
Ext: 118
Email: mahmed@abbasiandcompany.com

RESEARCH DEPARTMENT

6 - Shadman, Lahore
Phone: (+92) 42 38302028; Ext: 116, 117
Email: research@abbasiandcompany.com
web: www.abbasiandcompany.com

HEAD OFFICE

6 - Shadman, Lahore
Phone: (+92) 42 38302028
Email: support@abbasiandcompany.com
web: www.abbasiandcompany.com

BRANCH OFFICE

42 - Mall Road, Lahore
Phone: (+92) 42 38302028 - 37320707
Email: support@abbasiandcompany.com
web: www.abbasiandcompany.com